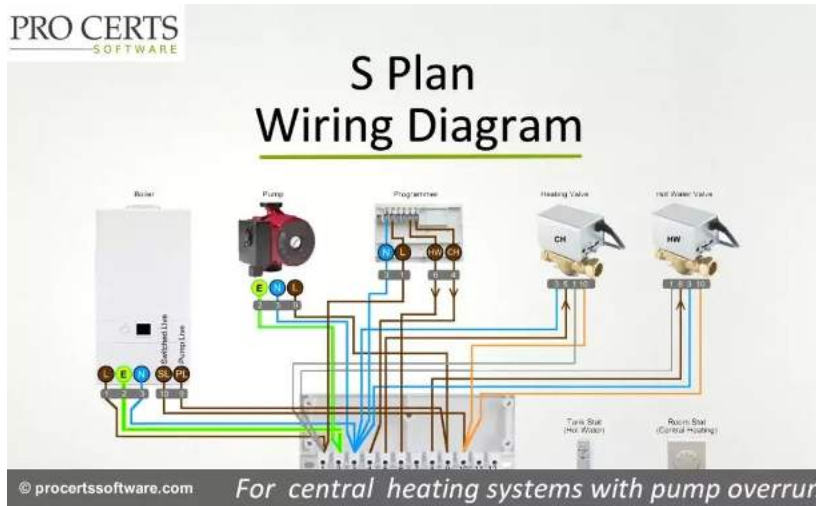



HOW TO, TECHNICAL GUIDES



[Share](#)

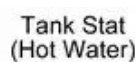
S Plan wiring diagrams for fully pumped central heating and hot water systems with pump overrun, includes connections for the boiler, hot water and central heating valves, tank stats, central heating wiring centre and room stats. You can download the s plan wiring diagram pdf at the bottom of this post.

S Plan Wiring Centre Connections



1. Live In (From FCU) + Boiler Live (L) + Programmer Live (L) + CH & HW Valves (Grey)
2. Earth
3. Neutral
4. Programmer CH (on) + Room Stat Live (1)
5. Switched Live from Room Stat (3) + Central Heating Valve (Brown)
6. Programmer HW (on) + Tank Stat Live (1)
7. -
8. Switched Live from the Tank Stat + Hot Water Valve (Brown)
9. Boiler Pump Live (PL) + Pump Live (L)
10. Boiler Switched Live (SL) + CH & HW Valves (Orange)


Tank Stat Connections




SEARCH

BOOKS & TOOLS


[BS 7671 18th Edition Wiring Regulations +A2:2022](#)



[On-Site Guide \(BS 7671:2018+A2:2022\)](#)



[IET Guidance Note 3: Inspection and Testing +A2:2022](#)



Hot water tank thermostat wiring for hot water temperature control for S Plan hot water systems.

- Live = L (1)
- Switched Live = SL (C)



Room Stat Connections

Room temperature thermostat wiring for room temperature control of the central heating system for S Plan central heating systems.

- Live = L (1)
- Neutral = N (2)
- Switched Live = SL (3)

Room Stat (Central Heating)



S Plan Central Heating Valve Connections

Central heating valve wiring colours and wiring centre termination numbers.

- Grey (Live) = 1
- Green/Yellow (Earth) = 2
- Blue (Neutral) = 3
- Brown = 5
- Orange = 10

Heating Valve



S Plan Hot Water Valve Connections

Hot Water valve wiring colours and wiring centre termination numbers.


- Grey (Live) = 1
- Green/Yellow (Earth) = 2
- Blue (Neutral) = 3
- Brown = 8
- Orange = 10

Hot Water Valve




S Plan Boiler Connections

S Plan boiler wiring diagram with pump overrun, shown below first is the cable (function) followed by the terminal number of the wiring centre.




CalCard Calibration Card



NAPIT EICR Codebreakers - Amendment 2



Megger Test Leads



Megger 13A Plug Test Lead

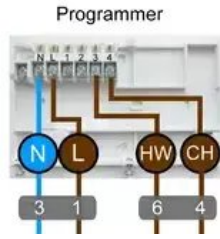


- Earth = 2
- Neutral = 3
- Pump Live (PL) = 9
- Switched Live (SL) = 10



S Plan Programmer Connections

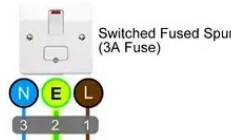
S Plan central heating & hot water programmer wiring diagram, shown below first is the cable (function) followed by the terminal number of the wiring centre.



- Live (L) = 1
- Earth (≡) = 2
- Neutral (N) = 3
- CH (on) = 4
- HW (on) = 6

S Plan Power Connections

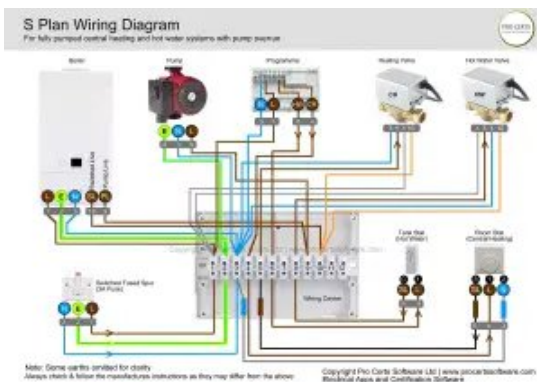
S Plan power supply wiring diagram, shown below first is the cable (function) followed by the terminal number of the wiring centre.



- Live = 1
- Earth = 2
- Neutral = 3

S Plan Wiring Diagram

S Plan wiring diagram with pump overrun.



Megger MFT1741 Multifunction Tester



Fluke T130 Voltage and Continuity Tester



RECENT POSTS

[S Plan Wiring Diagram](#)

[BS 7671 Amendment 2](#)

[Maximum Demand Calculator](#)

[Cloud Sync is Now Live](#)

[How to wire a light switch](#)

[Convert Old Zs Values to 18th Edition Zs Values](#)

[Electrician Tool Bags](#)

[Bathroom Zones](#)

[Consumer Unit Signage & Labels](#)

Apps For Electricians

Electrical Apps on iOS | Android

← swipe →

Related Content:




Wiring Colours of the World
USA | CANADA | EUROPE | SOUTH AFRICA | AUSTRALIA | NEW ZEALAND | BRASIL | INDIA | PAKISTAN
Neutral Earth Ground Live

[Wiring Colours](#)



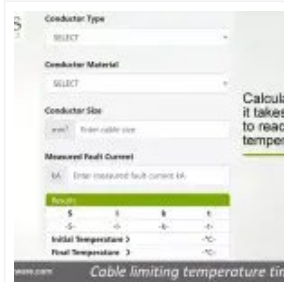
BS 7671 18th Edition IET Wiring Regulations

[BS 7671 18th Edition IET Wiring Regulations](#)



Tripping RCD causes and solutions

[RCD Tripping](#)



Protection Against Exceeding Cable

[Protection Against Exceeding Cable](#)

- [CENTRAL HEATING](#)
- [S PLAN](#)
- [WIRING DIAGRAMS](#)

[« Previous: BS 7671 Amendment 2](#)

[BS 7671 Reference Methods](#)

CATEGORIES

[BS 5839](#)

- [BS 5839-6](#)

[BS 7671](#)

[BS 7909](#)

[Electrical Apps](#)

[Electrical Certificates](#)

[Electrical Software](#)

[General](#)

[How to](#)

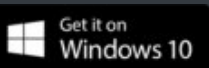
[News](#)

[Pro Certs](#)

[Technical Guides](#)

[Testing & Inspecting](#)

[Tools & Equipment](#)



[CATALOGUE](#)

[TERMS OF USE](#)

[PRIVACY POLICY](#)



[Electrical Industry Awards ↑](#)

Join Newsletter

Email

[SUBMIT](#)

Pro Certs Software

© 2023 Pro Certs Software.

